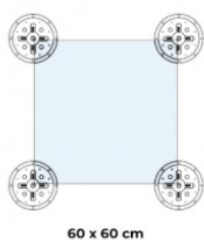


# Výpočet terčov pod 2 cm dlažbu

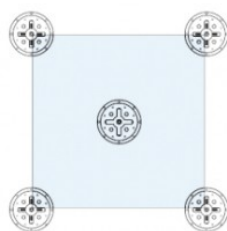
- požadovanú nosnosť plochy (pre prevádzky s extrémnym zaťažením bude potrebné použiť viac terčov)
- rozmery, tvar a celkovú veľkosť podlahovej plochy
- druh, formát a materiál použitej dlažby

| ROZMERY A PLOCHA TERASY | 20 m <sup>2</sup> | 50 m <sup>2</sup> |
|-------------------------|-------------------|-------------------|
| Dĺžka                   | 5                 | 10                |
| Šírka                   | 4                 | 5                 |

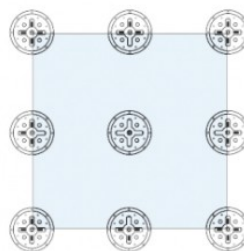
| FORMÁT DLAŽDÍC | Počet terčov na m <sup>2</sup> | Počet terčov na m <sup>2</sup> |
|----------------|--------------------------------|--------------------------------|
| 60x60 cm       | 4,00                           | 3,60                           |
| 80x80 cm       | 4,15                           | 4,06                           |
| 90x90 cm       | 6,00                           | 5,76                           |
| 100x100 cm     | 4,95                           | 4,62                           |
| 120x30 cm      | 7,50                           | 6,48                           |
| 120x40 cm      | 5,50                           | 5,04                           |
| 120x60 cm      | 4,00                           | 3,60                           |
| 90x45 cm       | 6,00                           | 5,76                           |



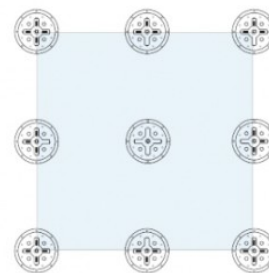
60 x 60 cm



80 x 80 cm



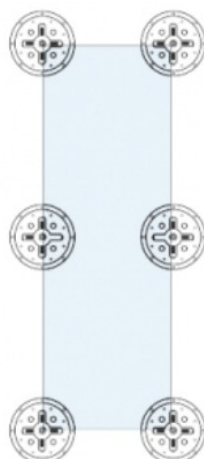
90 x 90 cm



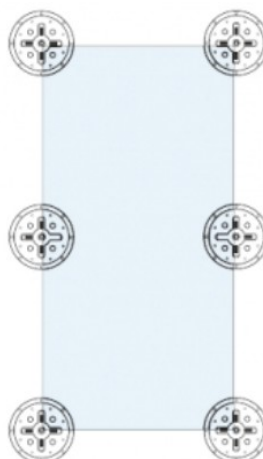
100 x 100 cm



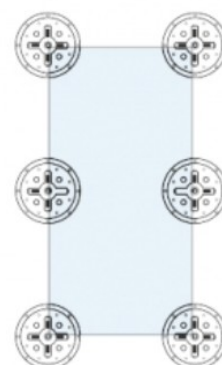
120 x 30 cm



120 x 40 cm



120 x 60 cm



90 x 45 cm